



# Church Hill Middle School Autumn term 2 - 2025

**A message from Mrs Jarvis**





## CHURCH HILL MIDDLE SCHOOL

**Dear Parents and Carers,**

I will take the opportunity to wish you all a Happy Christmas.

A reminder that our half termly newsletter comes out on the last school day of each half term. In our newsletter we have standing items on KS2 and KS3 news, curriculum and photos of students and their work. All past editions of our half termly SWAY can be viewed on the school website.

On reflection of this past half term there are several key moments that have made us incredibly proud to be part of the Church Hill team.

### 1. Remembrance day - 11th November

The school leadership and school council wanted to pay its full respects to Remembrance Day this year. An event that commemorates the end of World War 1 and pays respect to the many lives lost. Therefore we performed our remembrance as a whole school, in silence, outside, with a full march out from our very own Cadets. Please see full details in the below article. It was an inspiring and genuine lump in your throat moment to see those children marching out with pride and their peers waiting in absolute silence and respect. A meaningful moment for all involved.

### 2. Christmas Fair - 4th December

Our CTA have yet again done a brilliant job in putting on another fantastic community event. It was jam packed with stalls selling sweets, Christmas gifts, raffles, tombolas and beauty products. We had snow, we had a sleigh, we had a choir performing Christmas songs and we even had an elf and the Grinch!! Thank you so much for your support and participation. Whilst it is there to raise money for both schools and the impact is much wider in uniting both schools with the community.

### 3. Student council meet with Chris Bloore (Labour MP for Redditch) - 12th December

Now this event started with a typical talk and meet and greet with the Principal and we tasked our school council with coming up with some questions to ask our local MP for around 15- 20 minutes. This is when all carefully laid plans went aside. The students absolutely blew us all away. Fantastic questions, both planned and spontaneous. Organised, confident and respectful in their delivery. Suffice to say the Mr Bloore left an hour later than planned, full of inspiration and awe and having been grilled like he had had a morning in parliament!!

As ever,

**We are Kind**

**We are Resilient**

**We are Hard working**


Have a fantastic holiday and we look forward to seeing you on Tuesday 6th January.

From all at Church Hill we wish you a 'Merry Christmas and a Happy New Year'!

Kind regards

Laura Jarvis








**WE ARE** Kind

**WE ARE** RESILIENT

**WE ARE** HARDWORKING









## KS2 News



Key Stage 2 have had an exciting Autumn term, taking part in lots of learning opportunities both in and out of the classroom.

### **We have been learning about:**

#### **Year 6:**

This half term, Year 6 have been working incredibly hard across all subjects. In English, pupils have been writing diary entries from the perspective of Jim Jarvis (inspired by our class text - Street Child), exploring his experiences in the Victorian workhouse and life with the villainous Grimy Nick! In Maths, they have been deepening their understanding of fractions,

focusing on equivalent fractions and simplifying them to their simplest form. Guided Reading lessons have seen the exciting introduction of our new text, *Pig Heart Boy*, which has already sparked thoughtful discussion and debate! In Geography, students have been developing their map-reading skills through OS maps, fieldwork, contour lines and grid references. Science has been particularly engaging as the children have explored the fascinating topic of Blood; 6C even took their learning outside, recreating the circulatory system on the playground and acting as different parts of the system! Finally, in RE pupils have been practicing their debating skills when planning, preparing and carrying out a debate within their classes on the idea of Science vs Creation! All Year 6 staff would like to extend a huge well done for the fantastic effort shown by all students during the recent test week—there are already excellent signs of progress, and we are incredibly proud of every student.

### **Year 5:**



A huge well done to all Year 5 students for completing their second half-term at CHMS. Staff are very impressed with how quickly they have settled into our routines and engaged with their learning. Across this half-term, Year 5 have completed some fantastic work. In science they have been learning about materials and their properties. This has enabled us to complete some practical investigations which have supported the children to secure their learning and deepen their understanding to everyday-materials. In English we have been writing a diary entry from the perspective of Virgo ( a constellation from our focus text - *Who Let The Gods Out*). Also, they have been researching Christmas traditions from around the world to complete their own non-chronological report about similarities and differences with Christmas and cultures. Within maths the children have focused on improving their understanding of fractions and can now confidently add, subtract and convert fractions efficiently. As a year group we have also been focusing on up-leveling our vocabulary and applying this across our subjects, through echo-reading, investigating the morphology and etymology of vocabulary as well as using a variety of vocab models to show our understanding. Each individual class have been working on their own focus within Thrive. 5H have engaged with communication & team work which has lead to some exciting activities designed to push the children outside of their comfort zones whilst encompassing a wide range of skills to effectively work as a larger team. 5S have been working on positivity and well-being within their sessions, supporting children to identify kind traits about themselves and their peers - very important skills of reflection and motivation. We have also completed our first annual Christmas card competition which was shared to the whole school. It was wonderful to see so many intricate and heart-felt designs from across all year groups.

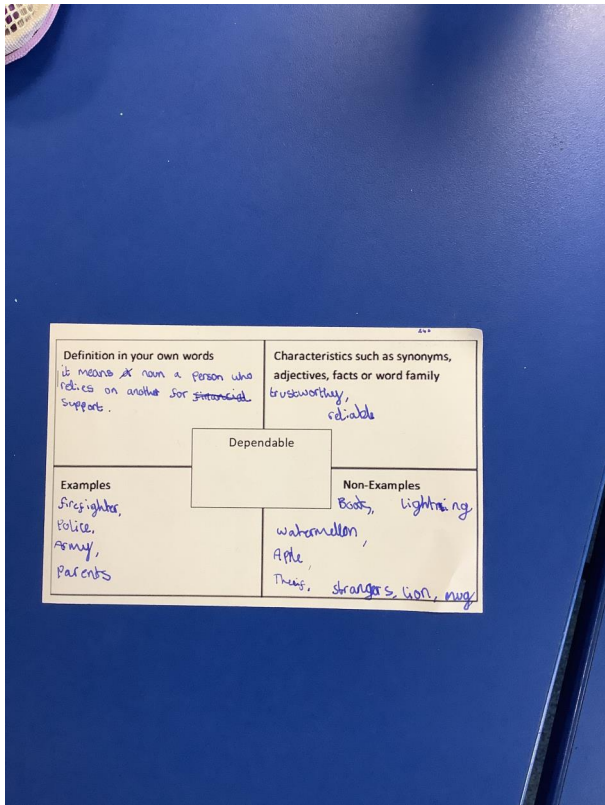
We wish everyone a very Merry Christmas and a Happy new year! Make sure to take time to relax, see friends and family as well as taking the opportunity to make as many memories as possible.


### **Children's University:**

Reminder to add your codes onto your Children's university log in! Codes can be found on the club flyers that are sent out each half term. Any issues, please ask your form tutor.









## KS3 News



This half term KS3 students across the curriculum have been focusing on disciplinary literacy and the learning of key words and challenging vocabulary. We know that students with a broad vocabulary are more successful in their academic studies and in the world of work.

### **We have been learning about:**

#### **Year 7:**

Throughout the second half of the autumn term, Year 7 students have been engaging in a rich and varied curriculum designed to spark curiosity, build foundational knowledge, and develop key skills across a range of subjects:

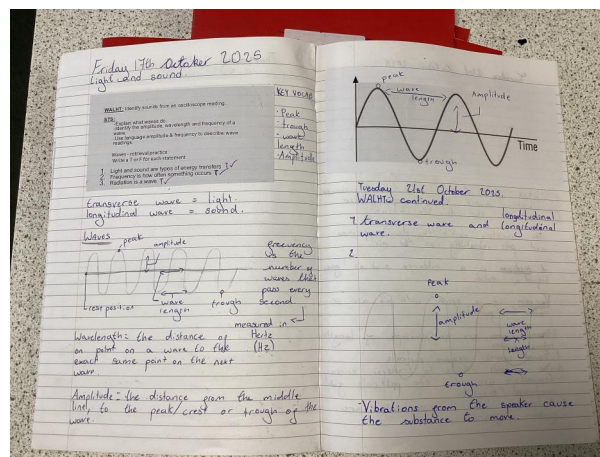
Year 7 have been working hard across a range of subjects this half term. In Science, they explored the structure and function of plant and animal cells, learning about organelles such as the nucleus, mitochondria, and chloroplasts, and how these contribute to life processes. They also studied energy transfer in food chains and the role of respiration in living organisms. In History, students investigated how Redditch has changed over time, examining its transformation from a rural area to an industrial town and considering the social and economic impacts of these changes. In Maths, pupils strengthened their understanding of the four operations—addition, subtraction, multiplication, and division—and applied BIDMAS to solve multi-step problems accurately. Geography lessons focused on ecosystems, including food webs and nutrient cycles, and explored the unique adaptations of plants and animals in hot desert environments. In PE, students developed their skills in hockey, focusing on passing, dribbling, and teamwork, and improved their agility and coordination through badminton. In French, they learned to describe themselves and others, using vocabulary for physical appearance, personality traits, and key grammatical structures. Finally, in Design Technology, students practiced practical cooking skills by making, fruit scones and Christmas biscuits.

## Year 8:


Year 8 students have continued to build on their knowledge and skills across a broad and engaging curriculum. This half term, they have explored a range of thought-provoking topics designed to deepen their understanding and creativity:

In Geography, students examined globalisation and the role of transnational corporations (TNCs), considering how interconnected economies impact trade, culture, and development worldwide. In Art, they studied sketching techniques and the work of Jean-Michel Basquiat, analyzing his expressive style and experimenting with bold lines and vibrant colors in their own pieces. In Maths, pupils focused on fractions—simplifying, comparing, and applying them in calculations—and began interpreting and plotting different types of graphs. Science lessons covered light and sound, including reflection, refraction, and wave properties, as well as an introduction to the human body systems and their functions. In English, students produced creative writing pieces inspired by themes of witchcraft, developing atmosphere, character, and tension in their narratives. In PE, they practiced parkour, improving agility, balance, and coordination through dynamic movement challenges. Finally, in History, Year 8 explored the Industrial Revolution, investigating its effects and impacts on society, technology, and working conditions.

If you would like to see what students will be learning about in more detail please visit the Church Hill website curriculum page. [Church Hill Middle School - Curriculum](#)















Key Vocabulary

Parallel lines — lines that maintain a constant distance from each other

Coordinates — give us information that shows the horizontal and vertical position of a point

Axes — two perpendicular lines that intersect at the origin and extend in both directions to form a coordinate plane and are used to plot points and graphs.

Equation of a line — relationship between the x and y values of a line

Line — straight relationship in which the changes are a constant rate forming a straight line when graphed

Parallel to  $x$  axis =  $y = 4$

Perpendicular to  $x$  axis =  $x = 4$

---

**Math 1 Unit 1 Review**

1. Write the equation of the line that passes through the points  $(-2, 3)$  and  $(1, 5)$ .

2. Write the equation of the line that passes through the points  $(-1, 2)$  and  $(2, 1)$ .

3. Write the equation of the line that passes through the points  $(-3, 1)$  and  $(1, 3)$ .

4. Write the equation of the line that passes through the points  $(-4, 2)$  and  $(2, 4)$ .

5. Write the equation of the line that passes through the points  $(-5, 3)$  and  $(3, 5)$ .

6. Write the equation of the line that passes through the points  $(-6, 4)$  and  $(4, 6)$ .

7. Write the equation of the line that passes through the points  $(-7, 5)$  and  $(5, 7)$ .

8. Write the equation of the line that passes through the points  $(-8, 6)$  and  $(6, 8)$ .

9. Write the equation of the line that passes through the points  $(-9, 7)$  and  $(7, 9)$ .

10. Write the equation of the line that passes through the points  $(-10, 8)$  and  $(8, 10)$ .

11. Write the equation of the line that passes through the points  $(-11, 9)$  and  $(9, 11)$ .

12. Write the equation of the line that passes through the points  $(-12, 10)$  and  $(10, 12)$ .

13. Write the equation of the line that passes through the points  $(-13, 11)$  and  $(11, 13)$ .

14. Write the equation of the line that passes through the points  $(-14, 12)$  and  $(12, 14)$ .

15. Write the equation of the line that passes through the points  $(-15, 13)$  and  $(13, 15)$ .

16. Write the equation of the line that passes through the points  $(-16, 14)$  and  $(14, 16)$ .

17. Write the equation of the line that passes through the points  $(-17, 15)$  and  $(15, 17)$ .

18. Write the equation of the line that passes through the points  $(-18, 16)$  and  $(16, 18)$ .

19. Write the equation of the line that passes through the points  $(-19, 17)$  and  $(17, 19)$ .

20. Write the equation of the line that passes through the points  $(-20, 18)$  and  $(18, 20)$ .

21. Write the equation of the line that passes through the points  $(-21, 19)$  and  $(19, 21)$ .

22. Write the equation of the line that passes through the points  $(-22, 20)$  and  $(20, 22)$ .

23. Write the equation of the line that passes through the points  $(-23, 21)$  and  $(21, 23)$ .

24. Write the equation of the line that passes through the points  $(-24, 22)$  and  $(22, 24)$ .

25. Write the equation of the line that passes through the points  $(-25, 23)$  and  $(23, 25)$ .

26. Write the equation of the line that passes through the points  $(-26, 24)$  and  $(24, 26)$ .

27. Write the equation of the line that passes through the points  $(-27, 25)$  and  $(25, 27)$ .

28. Write the equation of the line that passes through the points  $(-28, 26)$  and  $(26, 28)$ .

29. Write the equation of the line that passes through the points  $(-29, 27)$  and  $(27, 29)$ .

30. Write the equation of the line that passes through the points  $(-30, 28)$  and  $(28, 30)$ .

31. Write the equation of the line that passes through the points  $(-31, 29)$  and  $(29, 31)$ .

32. Write the equation of the line that passes through the points  $(-32, 30)$  and  $(30, 32)$ .

33. Write the equation of the line that passes through the points  $(-33, 31)$  and  $(31, 33)$ .

34. Write the equation of the line that passes through the points  $(-34, 32)$  and  $(32, 34)$ .

35. Write the equation of the line that passes through the points  $(-35, 33)$  and  $(33, 35)$ .

36. Write the equation of the line that passes through the points  $(-36, 34)$  and  $(34, 36)$ .

37. Write the equation of the line that passes through the points  $(-37, 35)$  and  $(35, 37)$ .

38. Write the equation of the line that passes through the points  $(-38, 36)$  and  $(36, 38)$ .

39. Write the equation of the line that passes through the points  $(-39, 37)$  and  $(37, 39)$ .

40. Write the equation of the line that passes through the points  $(-40, 38)$  and  $(38, 40)$ .

41. Write the equation of the line that passes through the points  $(-41, 39)$  and  $(39, 41)$ .

42. Write the equation of the line that passes through the points  $(-42, 40)$  and  $(40, 42)$ .

43. Write the equation of the line that passes through the points  $(-43, 41)$  and  $(41, 43)$ .

44. Write the equation of the line that passes through the points  $(-44, 42)$  and  $(42, 44)$ .

45. Write the equation of the line that passes through the points  $(-45, 43)$  and  $(43, 45)$ .

46. Write the equation of the line that passes through the points  $(-46, 44)$  and  $(44, 46)$ .

47. Write the equation of the line that passes through the points  $(-47, 45)$  and  $(45, 47)$ .

48. Write the equation of the line that passes through the points  $(-48, 46)$  and  $(46, 48)$ .

49. Write the equation of the line that passes through the points  $(-49, 47)$  and  $(47, 49)$ .

50. Write the equation of the line that passes through the points  $(-50, 48)$  and  $(48, 50)$ .

51. Write the equation of the line that passes through the points  $(-51, 49)$  and  $(49, 51)$ .

52. Write the equation of the line that passes through the points  $(-52, 50)$  and  $(50, 52)$ .

53. Write the equation of the line that passes through the points  $(-53, 51)$  and  $(51, 53)$ .

54. Write the equation of the line that passes through the points  $(-54, 52)$  and  $(52, 54)$ .

55. Write the equation of the line that passes through the points  $(-55, 53)$  and  $(53, 55)$ .

56. Write the equation of the line that passes through the points  $(-56, 54)$  and  $(54, 56)$ .

57. Write the equation of the line that passes through the points  $(-57, 55)$  and  $(55, 57)$ .

58. Write the equation of the line that passes through the points  $(-58, 56)$  and  $(56, 58)$ .

59. Write the equation of the line that passes through the points  $(-59, 57)$  and  $(57, 59)$ .

60. Write the equation of the line that passes through the points  $(-60, 58)$  and  $(58, 60)$ .

61. Write the equation of the line that passes through the points  $(-61, 59)$  and  $(59, 61)$ .

62. Write the equation of the line that passes through the points  $(-62, 60)$  and  $(60, 62)$ .

63. Write the equation of the line that passes through the points  $(-63, 61)$  and  $(61, 63)$ .

64. Write the equation of the line that passes through the points  $(-64, 62)$  and  $(62, 64)$ .

65. Write the equation of the line that passes through the points  $(-65, 63)$  and  $(63, 65)$ .

66. Write the equation of the line that passes through the points  $(-66, 64)$  and  $(64, 66)$ .

67. Write the equation of the line that passes through the points  $(-67, 65)$  and  $(65, 67)$ .

68. Write the equation of the line that passes through the points  $(-68, 66)$  and  $(66, 68)$ .

69. Write the equation of the line that passes through the points  $(-69, 67)$  and  $(67, 69)$ .

70. Write the equation of the line that passes through the points  $(-70, 68)$  and  $(68, 70)$ .

71. Write the equation of the line that passes through the points  $(-71, 69)$  and  $(69, 71)$ .

72. Write the equation of the line that passes through the points  $(-72, 70)$  and  $(70, 72)$ .

73. Write the equation of the line that passes through the points  $(-73, 71)$  and  $(71, 73)$ .

74. Write the equation of the line that passes through the points  $(-74, 72)$  and  $(72, 74)$ .

75. Write the equation of the line that passes through the points  $(-75, 73)$  and  $(73, 75)$ .

76. Write the equation of the line that passes through the points  $(-76, 74)$  and  $(74, 76)$ .

77. Write the equation of the line that passes through the points  $(-77, 75)$  and  $(75, 77)$ .

78. Write the equation of the line that passes through the points  $(-78, 76)$  and  $(76, 78)$ .

79. Write the equation of the line that passes through the points  $(-79, 77)$  and  $(77, 79)$ .

80. Write the equation of the line that passes through the points  $(-80, 78)$  and  $(78, 80)$ .

81. Write the equation of the line that passes through the points  $(-81, 79)$  and  $(79, 81)$ .

82. Write the equation of the line that passes through the points  $(-82, 80)$  and  $(80, 82)$ .

83. Write the equation of the line that passes through the points  $(-83, 81)$  and  $(81, 83)$ .

84. Write the equation of the line that passes through the points  $(-84, 82)$  and  $(82, 84)$ .

85. Write the equation of the line that passes through the points  $(-85, 83)$  and  $(83, 85)$ .

86. Write the equation of the line that passes through the points  $(-86, 84)$  and  $(84, 86)$ .

87. Write the equation of the line that passes through the points  $(-87, 85)$  and  $(85, 87)$ .

88. Write the equation of the line that passes through the points  $(-88, 86)$  and  $(86, 88)$ .

89. Write the equation of the line that passes through the points  $(-89, 87)$  and  $(87, 89)$ .

90. Write the equation of the line that passes through the points  $(-90, 88)$  and  $(88, 90)$ .

91. Write the equation of the line that passes through the points  $(-91, 89)$  and  $(89, 91)$ .

92. Write the equation of the line that passes through the points  $(-92, 90)$  and  $(90, 92)$ .

93. Write the equation of the line that passes through the points  $(-93, 91)$  and  $(91, 93)$ .

94. Write the equation of the line that passes through the points  $(-94, 92)$  and  $(92, 94)$ .

95. Write the equation of the line that passes through the points  $(-95, 93)$  and  $(93, 95)$ .

96. Write the equation of the line that passes through the points  $(-96, 94)$  and  $(94, 96)$ .

97. Write the equation of the line that passes through the points  $(-97, 95)$  and  $(95, 97)$ .

98. Write the equation of the line that passes through the points  $(-98, 96)$  and  $(96, 98)$ .

99. Write the equation of the line that passes through the points  $(-99, 97)$  and  $(97, 99)$ .

100. Write the equation of the line that passes through the points  $(-100, 98)$  and  $(98, 100)$ .

Forming a unicellular cell

**Introduction**

The study of living things is called biology. It is a branch of science that deals with life and living organisms.

Living organisms are made of cells. Some are unicellular, and some are multicellular.

**unicellular**

What other words describe the word "unicellular"?

Examples: Bacteria, Amoeba, Paramecium, Euglena, etc.

A unicellular organism is made of just one cell.

---

**Cell Structure**

All cells have a plasma membrane. Some have a cell wall. Some have a nucleus. Some have a vacuole. Some have a chloroplast.

**Plant Cell**

Plant cells have a cell wall, a nucleus, a vacuole, and a chloroplast.

**Animal Cell**

Animal cells have a nucleus, a vacuole, and a chloroplast.

**Diagram**

**Questions**

1. What are the main parts of a cell?

2. How do plant cells differ from animal cells?

3. What is the function of the nucleus?

4. What is the function of the vacuole?

5. What is the function of the chloroplast?

## Christmas at Church Hill



🎄 A Festive Wrap-Up: Celebrating the Season Together! 🎄

The holiday season was a joyful time, and our recent events brought the Church Hill community together in the true spirit of Christmas!

### **Christmas Lunch Time Events**

Our Christmas Lunch (which was on Christmas Jumper Day) was full of laughter, yummy food, great company - and some very jazzy jumpers! Pupils have also been enjoying watching Christmas Films during lunch time.

### **Christmas Craft Club**

Our Christmas Craft Club was a hit, with creative minds coming together at lunch to make beautiful festive decorations and gifts, such as Christmas tree decorations and paper chains.

### **Reverse Advent Calendar**

Thank you to everyone who contributed to our Reverse Advent Calendar! A special shout out to our School Council Leads, Akira & Charlie for their hard work collecting donations. Your generous donations have been sent to Isaac's Food Bank, and will make a meaningful difference to those in need in our community.

### **Christmas Card Competition**

Our Christmas Card Competition was a showcase of incredible creativity. Congratulations to all the winners (pictured) — your festive designs truly captured the joy of the season! We would also like to share our gratitude and appreciation towards Steve and the fantastic team at MinuteManPress who have kindly donated 50 copies of our first annual Church Hill Middle School Christmas Card. Our fabulous cards have been sent out to our local community.

### **Christmas Fayre**






The Christmas Fayre was a hit, with festive stalls, games, and delicious treats for all ages. It was a wonderful way to celebrate together and create lasting memories.

### **Carol Concert**

Our school choir were invited to sing at the beautiful St Leonard's Church in Beoley. It was a memorable event, filling the church with cheery songs and delightful music! The choir were joined by several of our Year 8 pupils reading festive poetry. It was a real treat!

**A heartfelt thank you to everyone who participated and helped make these events so special. It was wonderful to see everyone enjoying the celebrations and sharing in the seasonal cheer. Wishing you all a continued joyful Christmas time!**


# Christmas events

|   |  |   |  |   |
|---|--|---|--|---|
| Monday 1st<br>Deadline for Xmas card comp               | Tuesday 2nd<br>Reverse advent starts   | Wednesday 3rd<br>  | Thursday 4th<br>Christmas Fayre  | Friday 5th<br> |
| Monday 8th<br>Christmas Crafts Club starts              | Tuesday 9th<br> | Wednesday 10th<br> | Thursday 11th<br> | Friday 12th<br>Christmas film @ lunch   |
| Monday 15th<br>Elves come out to play and Masked singer | Tuesday 16th<br>Reverse advent ends  | Wednesday 17th<br>Raffle winners announced  | Thursday 18th<br>Christmas dinner and jumper day   | Friday 19th<br>Christmas film @ lunch   |

**Christmas crafts lunch club**

Monday - Yr 5 and Yr 7  
 Tuesday - Yr 6 and Yr 8  
 Wednesday - Yr 5 and Yr 7  
 Thursday Yr 6 and Yr 8

Held in LRC at lunch (play time).



 **CHURCH HILL MIDDLE SCHOOL**







Reading at Church Hill



Reading regularly at home is one of the most effective ways to support your child's learning and language development. National research shows that children who read for pleasure are more likely to achieve higher academic outcomes and develop stronger vocabulary and comprehension skills. Just 10-15 minutes of reading each day can make a noticeable difference. Reading doesn't have to mean sitting with a book - it can include magazines, comics, recipes, or even digital texts. The key is consistency and enjoyment, helping children see reading as a positive and rewarding part of everyday life.

Here are some ideas to keep older children engaged:

- Encourage choice: let them pick books, graphic novels, or online articles that match their interests, whether it's sports, gaming, or science.
- Explore series or authors they enjoy: many children this age love following characters across multiple books.
- Use technology positively: audio books and e-books are great options, especially for independent reading.
- Talk about what they're reading: ask for their opinions, predictions, or favourite parts to spark discussion.
- Connect reading to real life: recipes, instructions for hobbies, or news stories can make reading feel relevant.
- Model reading habits: share what you're reading and recommend books you think they'd enjoy.

These strategies help make reading feel like a choice rather than a chore, building confidence and enjoyment during these important years. Thank you for supporting your child's reading journey: every little bit makes a big difference!

## Boys Football Team's - GMY





The boys' football team has taken a huge step forward this year, not just in results but in mindset. The focus has been firmly on the mental side of the game – developing maturity, responsibility, managing expectations and, most importantly, teamwork. By introducing a team contract, the boys have begun to understand accountability, both individually and collectively. Their behaviour has improved massively, and they have clearly seen the benefits of working together and holding each other to high standards.

I have witnessed real growth in maturity and leadership across the squad, which has translated into consistently strong performances. Football has given the lads something positive to focus on and look forward to, helping them move away from any negatives they may experience in school. They have made themselves, me, and the whole school extremely proud – not just because of how they have performed on the pitch, but because of how they have come together as a team.

Overall we have had some great successes so far this year, from the Year 6 boys coming joint first in the Redditch district finals after winning the group stage, the Year 7 boys coming in second place in Redditch district finals after winning the group stage also. The Year 7 boys didn't just stop there they battled through three rounds of the ESFA Cup which is a national competition, we were the only team left in Worcestershire and Staffordshire. The boys narrowly missed out losing 3-2 which brought that great run of games to the end. The year 8 boys play their ESFA cup game this week, hoping to progress and do Church Hill proud.

From January it is all about the Year 5s with them starting their Redditch cup games and having a few friendlies beforehand - I know they are raring to play as I get asked 20 times a week from them!

Overall I am so proud of everyone that has been involved in football so far this year, the lads have done everyone proud and they have not only grown as a team and players but within themselves showing some great leadership and commitment that I know they can be showing in every lesson.

- Mr Mytton

## Remembrance Day - November 11th



On Remembrance Day, we were honoured to welcome two serving soldiers into school from [Hereford and Worcester Army Cadet Force](#), who shared their personal experiences and reminded us why Remembrance Day is such an important occasion. They then led us in our two-minute silence, joined by some of our pupils who are members of the Cadet Force. It was an absolutely incredible commemoration.

A huge thank you to all our students — you were silent, mature, and showed great respect throughout the line-up and silence. Sergeant Major Banks and Sergeant Cox were very impressed with you all, as were all of the staff at Church Hill.

A special mention goes to our Cadets for their outstanding contribution. Together, we showed real solidarity, respect, and remembrance for a very important event. Lest We Forget.



## Church Hill Student Leadership



It has been a busy half term for our Student Council!

Our School Council and Head Pupils welcomed our local MP [Chris Bloore for Redditch and the Villages](#) for an engaging interview and discussion on key topics that matter to our students and local community. We're proud of our council members for representing the school so confidently and for asking such impactful questions.

Our School Council also met with Aspens, our catering providers, for a discussion around school catering and a taster session! The cakes and cookies were a real hit! Together we have made plans to introduce themed days and activities for students to participate in.

The School Council have also had a huge input into our Christmas events here at Church Hill, such as deciding on the films to play at lunch, collecting for the Reverse Advent Calendar and supporting with the Christmas Fayre.

Our representatives have made a huge difference to life at Church Hill Middle School this term already, and we are excited to see what they get up to in the New Year!



Extra curricular - SEND parent and child workshop and Church Hill bake off!









### **SEND Parent/carer & Student Afterschool Textile Club: Celebrating Creativity, Community and Our School Values**


This term, our SEND parent/carer and student afterschool Textile Club has been a wonderful space for creativity, collaboration, and connection. Designed to bring parents and students together while also gathering valuable feedback on how we can continue to strengthen our SEND provision, the club has grown into a warm, supportive community of makers. Over the weeks, students have developed their sewing and weaving skills, working carefully and proudly on individual textile pieces inspired by our core values of **Kindness, Resilience, and Hard Working**. Whether mastering a new stitch or persevering with a weaving frame, each student produced work that beautifully reflected both their creativity and their commitment to our values. Parents/carers were invited into the final session of the term, where students showcased their completed projects. It was a wonderful opportunity for families to celebrate the progress made, admire the artwork, and enjoy the sense of achievement that filled the room. To round off the term in festive spirit, students also completed a **mini Christmas silk painting**, experimenting with colour, texture, and pattern to create vibrant seasonal designs. We are grateful to all the parents and students who took part, shared their ideas, and supported our ongoing efforts to enhance the SEND experience across the school. Their feedback and involvement are invaluable, and we look forward to continuing this creative journey together in the new year.

### **CHMS Junior Bake Off: A Festive Winter Wonderland of Talent**

This week, our school was filled with festive flavours and creative flair as **Year 4 and Year 8 students** took part in our *Winter Wonderland*-themed **CHMS Junior Bake Off**. The event brought together budding bakers from two key transition year groups and created a wonderful opportunity for shared learning, teamwork, and celebration. Designed to support our Year 4 pupils as they begin their transition into middle school, the Bake Off also gave our Year 8 students a chance to showcase the skills they've developed over the years—particularly their ability to guide and support younger learners. The atmosphere in the room was warm, busy, and full of excitement as students worked side by side, encouraging one another and sharing tips. From start to finish, the cakes were entirely student-made: **mixed**,


**baked, and decorated from scratch.** Each creation reflected the Winter Wonderland theme in imaginative ways, from snow-topped scenes to festive characters and sparkling seasonal designs. A panel of leaders from our school had the delightful—but extremely challenging—task of judging the final bakes. They were genuinely amazed at the standard of work, especially the attention to detail, teamwork on display, and ambitious techniques used by students of all ages. After much deliberation, they awarded **1st, 2nd, and 3rd place**, celebrating the incredible efforts of all participants. The Bake Off continues to be a highlight of our school calendar, bringing students together, building confidence, and letting their creativity shine. We are incredibly proud of every pupil who took part and look forward to seeing even more baking brilliance next year!

## STEM CLUB



Church Hill Middle School have been very excited to attend the STEM Club for Year 7 and 8 pupils every Thursday after school at Arrow Vale High School. The club works closely with Arrow Vale staff and students to provide exciting, hands-on learning opportunities. Activities include forensic investigations, exploring how our skeletons move, and safely investigating the science behind fireworks. STEM Club is a fantastic opportunity for pupils to build curiosity, teamwork and enthusiasm for science beyond the classroom... we also get to enjoy biscuits on our journey back to Church Hill following the sessions.





## Community teachers association



Welcome to the Abbey wood and Church Hill CTA

We organise school events across the year to raise money for both Abbey Wood and Church Hill. This term we have organised the Christmas fair across both schools.

If you would like to be a part of our Abbey wood and Church Hill CTA, please contact **Becky Atkins on 01527 962794.**

## Uniform expectations - 2025



# CHURCH HILL MIDDLE SCHOOL

### **A reminder of our uniform 2025**

Our school has a duty to make sure that the uniform we require is affordable, in line with statutory guidance from the Department for Education on the cost of school uniform. We understand that items with distinctive characteristics (such as branded items, or items that have to have a school logo or a unique fabric/colour/design) cannot be purchased from a wide range of retailers and that requiring many such items limits parents' ability to 'shop around' for a low price.

### **Uniform (please see visual posters for pictures on website link below)**

**Blazer** - formal Church Hill branded school blazer with 'Rio' piping

**Jumper**- a plain navy knitted jumper with no branding.

**Shirt** - A formal white collared shirt.

**Tie** - Church Hill Middle School tie.

**Bottoms** - formal black trousers or tailored shorts. Formal black school skirt which must be knee length and must not be of a stretchy or Lycra material. The skirt must not have external buckles, rivets, zips or logos.

**Socks/tights** - Plain white/black socks, or black opaque tights.

**Shoes** - formal plain black low-heeled shoes – these must not have a logo or branding. Trainers or pumps are not allowed. Black Nike air force trainers are not allowed to be worn on non-PE days.

### **PE kit (please see visual posters for pictures on website link below)**

**Bottoms** – navy Church Hill branded shorts, skort, leggings or tracksuit bottoms. Alternative plain navy jogging bottoms/leggings can be worn - these must have no logos, branding or additional colour/embroidery.

**Top** – navy Church Hill branded polo shirt

**Jumper** - navy Church Hill tracksuit top (branded with school logo) with full length zip (alternative plain navy crew neck sweatshirt can be worn – this must have no logos, branding or additional colour/embroidery)

**Trainers** – appropriate for sporting activities

**Socks** - navy blue sports socks

**Football boots** (optional)

### **Key points**

School blazers are not to be worn on PE days. Church Hill branded jumper or plain navy sweatshirt is to be worn instead. No hoodies.

Shorts are not to be worn over jogging bottoms/leggings.

[Link to website](#)

## Key dates for spring term

**Teacher Training Day:** Monday 5th January. Pupils not on site

**Term begins:** Tuesday 6th January

**Year 6 residential:** Monday 9th February - Wednesday 11th February

**Break up for half term:** Friday 13th February

**Return to school:** Monday 23rd February

**World Book Day:** Thursday 5th March

**Year 8 residential to France:**

**Term ends:** Friday 27th March

Support, courses, and workshops for parents, carers and grandparents



|   |  |   |  |  |
|---|--|---|--|--|
| Baby and toddler groups   | Health visiting                          | Feeding your baby   | <br>WORCESTERSHIRE<br><b>FAMILY HUBS</b> |  |
|  | Speech and Language                      | Midwifery   |  |  |
| Child development   | Parenting support/ programmes/ workshops |  | Activities to do at home   | Stop smoking   |
| Healthy eating  | Mental health                            | Food bank vouchers  | Healthy start vitamins   |  |
| Information about alcohol/drug support  | Information about domestic abuse         | Health and wellbeing support and signposting  | Debt and welfare advice  | Youth support  |

1 - [Support, courses, and workshops for parents, carers and grandparents | Worcestershire County Council](#)





## ONLINE FAIR PLAY

**FAIR PLAY**

- 1 ORGANISE YOUR DEFENCE**  
Use strong passwords to protect your personal information, accounts and data. A trusted adult, like a teacher or a relative, can help you choose one that's easy for you to remember but hard for anyone else to guess.
- 2 KEEP POSSESSION**  
Only share personal information online with people you know well, like friends and family. A trusted adult will be able to help you change your online privacy settings so strangers can't find things out about you.
- 3 USE TEAMWORK**  
Before you use a device for the first time or download a new app, always check with a trusted adult. They'll be able to check if it's safe for you to use and make sure the privacy settings are right for you.
- 4 BE RESPECTFUL**  
Treat people online like you would treat them in real life. Remember your manners and be polite and kind in your posts, comments and messages.
- 5 CATCH ATTACKERS OFFSIDE**  
If someone is trying to bully you online, a trusted adult can help you to gather evidence and report that person to the authorities. You should also tell a trusted adult if you see anything online that makes you feel worried, upset, frightened or sad.

**FOUL PLAY**

- 1 DON'T IGNORE POSSIBLE DANGER**  
Never accept a friend request from a stranger. If somebody you don't know tries to contact you online, tell a trusted adult straight away.
- 2 DON'T LOSE CONTROL & RETALIATE**  
Although it can be tempting, it's best not to respond if someone attempts to bully you online or sends you hurtful messages. Tell a trusted adult what happened, and then block the person from contacting you again in future.
- 3 DON'T HURT PEOPLE DELIBERATELY**  
It's important to behave online just like you would in real life. Don't post anything that can make you look like a bad person, because the things we put online can stay there for a long time.
- 4 DON'T CHEAT YOUR WAY TO VICTORY**  
Don't copy another person's work that you found online or pretend that it's yours. This is called plagiarism and can get you into a lot of trouble.
- 5 DON'T PLAY FOR EXTRA TIME**  
It can be easy to spend too much time online. Instead, take a break to go outside for some fresh air and exercise. Not using your device just before bed will also help you get a good night's sleep so you can be fresh and focused the next day.

### The Dos and Don'ts; OF Online Conduct

Alongside individual skill, impressive teamwork and some truly epic matches, one of the most enjoyable things about this summer's European football championships has been the sense of sportsmanship and fair play. Players have competed fiercely, but they've (mostly) remembered that they're representing their country — and that bad behaviour, dangerous play or outright cheating tends to last in people's memories for a long time after tournaments are over. The same is true of how we act online — one error of judgement or loss of control might only take a second, but can have results that are difficult to forget. Instead, just like the heroes of the Euros, we should aim for people to see us and feel proud and inspired. So, in a five-a-side line-up (with five "dos" and five "don'ts"), here are our top tips for playing fair online.

